




2631 SE Third St.
Ocala, FL 34471
Phone: 352-671-8444
Fax: 352-671-8451

This form is to be used when a Purchase Order has a change in scope, amount or date. Amounts exceeding 10% of original award requires BCC approval. Some fields may not be applicable and may be left blank. Use your cursor to hover over a field for help.

00000000000000000000000000000000

Superior Asphalt, Inc.
P.O. Box 15025
Brooksville, FL 34604
Phone: (352) 678-3537
Fax: (352) 678-3660



Request for Change Order

Project Name: HWY 320 (329 to I75)

RCO No.: 02

Client:	Marion County	Date:	February 5, 2025
Attention:	Gerald Hickman - Transportation Construction Manager	Project No:	242029
Phone No.:	352-671-8686	Contract No.	24B-107
Fax No.:		Project Location:	CR 320
E-Mail:	Gerald.Hickman@marionfl.org		

Request for Change Order Description

Scope of Work:

Due to field modifications in the field at the following station, this change order is to capture the asbuilts with no additional cost.

Station 14+00

Right Side

1. Eliminated two side pipes, modified the the box and mud work.
2. Delivery of headwall, pipe, MES to Marion County North Substation.

Exclusions:

N/A

Contract Price Adjustment: + \$ 0.00

Lump Sum 0.00

Submitted by: Anthony Farah

Signature:

Please respond by:

February 5, 2025

(date)

SAADEH A FARAH

Digitally signed by SAADEH A FARAH
DN: cn=SAADEH A FARAH, o=SADEH A FARAH, ou=SADEH A FARAH, email=SAADEH.A.FARAH@SUPERIOR-ASPHALT.COM, c=US
SERIALNUMBER 1A0141000000190090C3F7700048FEC
Date: 2025.02.05 08:45:45-0500

Accepted by:

Signature:

Date:

Gruber, Master Contracting, Inc.

Estimate

PO Box 789

Date	Estimate #
1/28/2025	1

Name / Address
Superior Asphalt , Florida United States

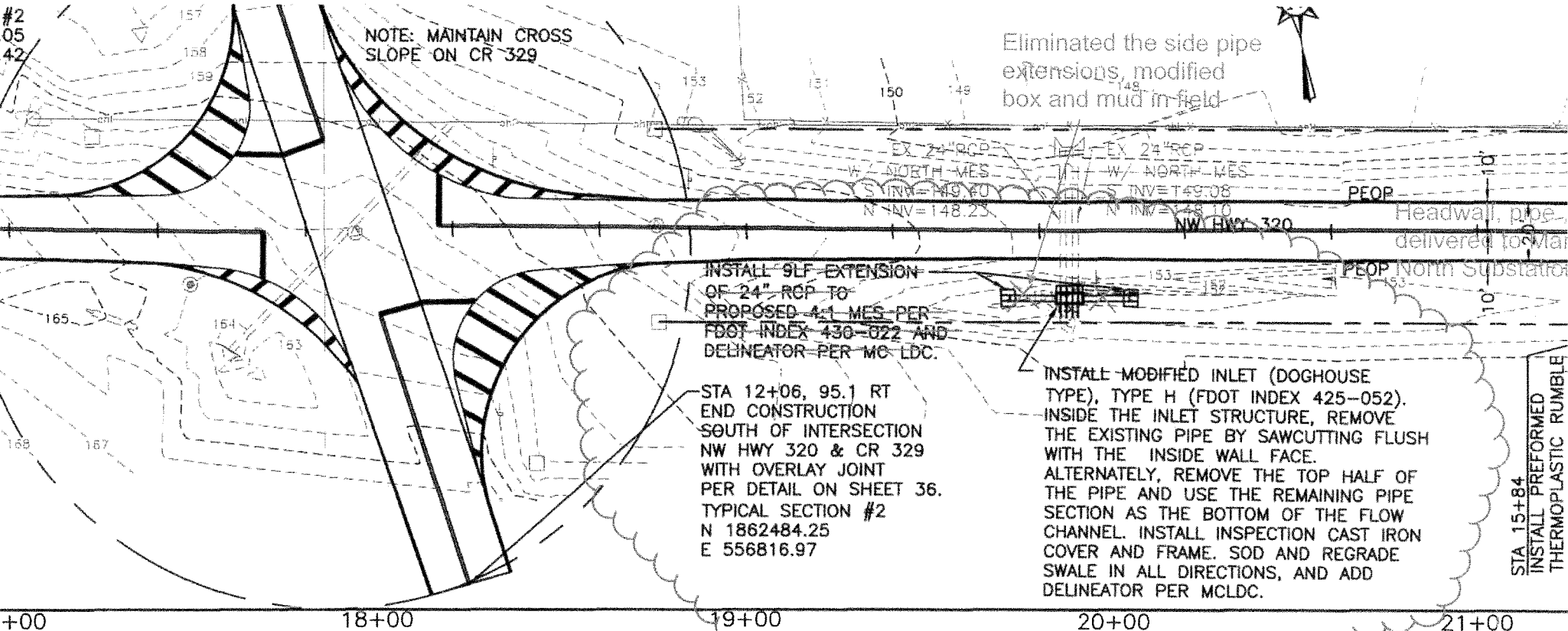
Project
CR 320

Description	Qty	Rate	Total
Load and transport headwall from Hwy 320 to Marion county yard	1	2,200.00	2,200.00
Install dog house structure as is, eliminate side pipes, modify box and mud work. Deliver MES pipe with head wall	1	-2,200.00	-2,200.00
		Total	\$0.00

#2
.05
.42

NOTE: MAINTAIN CROSS
SLOPE ON CR 329

Eliminated the side pipe
extensions, modified
box and mud in field



INSTALL 9LF EXTENSION
OF 24" RCP TO
PROPOSED 4:1 MES PER
FDOT INDEX 430-022 AND
DELINEATOR PER MC-LDC.

STA 12+06, 95.1 RT
END CONSTRUCTION
SOUTH OF INTERSECTION
NW HWY 320 & CR 329
WITH OVERLAY JOINT
PER DETAIL ON SHEET 36.
TYPICAL SECTION #2
N 1862484.25
E 556816.97

INSTALL MODIFIED INLET (DOGHOUSE
TYPE), TYPE H (FDOT INDEX 425-052).
INSIDE THE INLET STRUCTURE, REMOVE
THE EXISTING PIPE BY SAWCUTTING FLUSH
WITH THE INSIDE WALL FACE.
ALTERNATELY, REMOVE THE TOP HALF OF
THE PIPE AND USE THE REMAINING PIPE
SECTION AS THE BOTTOM OF THE FLOW
CHANNEL. INSTALL INSPECTION CAST IRON
COVER AND FRAME. SOD AND REGRADE
SWALE IN ALL DIRECTIONS, AND ADD
DELINEATOR PER MCLDC.

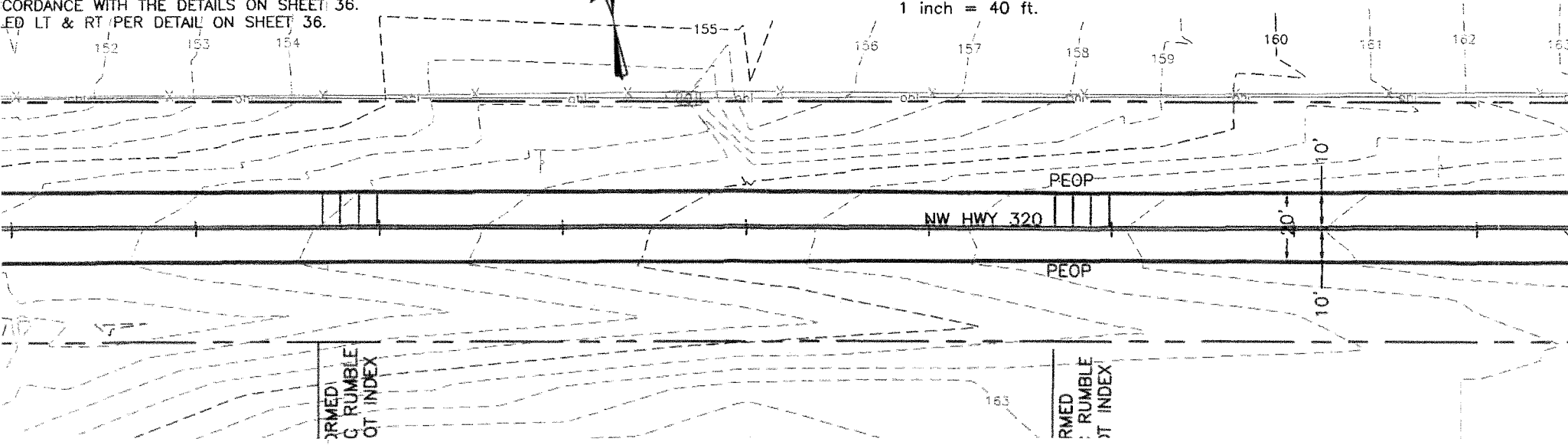
STA 15+84
INSTALL PREFORMED
THERMOPLASTIC RUMBLE

ENT SHALL BE INSTALLED PER DETAIL ON SHEET 36
INDEX 706-001 & 711-001. PLACE BLUE R.P.M.
ONS PER MC-LDC.
APRONS SHALL BE CONSTRUCTED AS PER DETAILS

ATED AS DIRECTED BY THE PROJECT MANAGER,
CORDANCE WITH THE DETAILS ON SHEET 36.
ED LT & RT PER DETAIL ON SHEET 36.

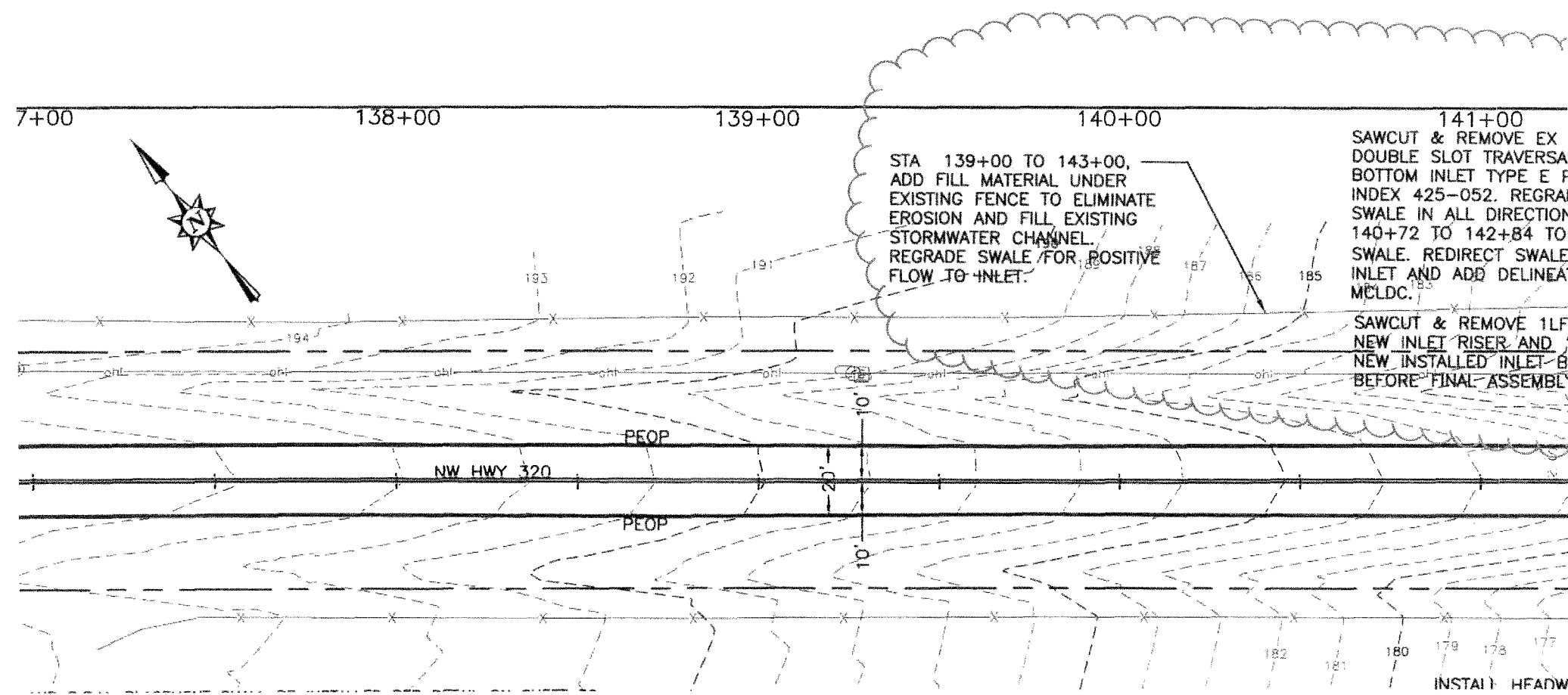


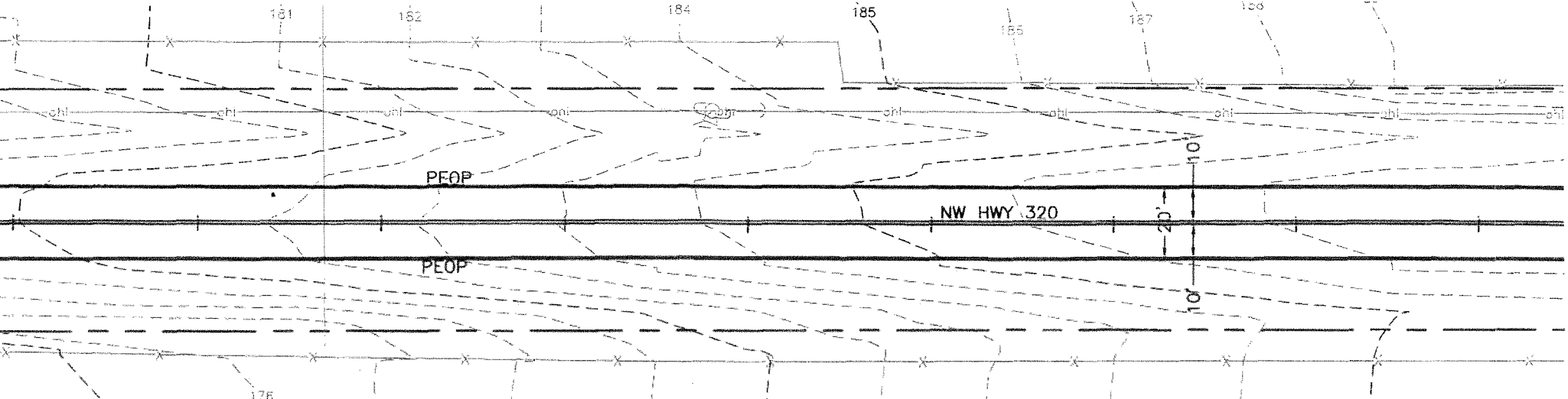
1 inch = 40 ft.



FORMED
C RUMBLE
OT INDEX

FORMED
C RUMBLE
OT INDEX





EMENT SHALL BE INSTALLED PER DETAIL ON SHEET 36
 IS INDEX 706-001 & 711-001. PLACE BLUE R.P.M.
 ATIONS PER MC-LDC.
 ROAD APRONS SHALL BE CONSTRUCTED AS PER DETAILS

LOCATED AS DIRECTED BY THE PROJECT MANAGER,
 ACCORDANCE WITH THE DETAILS ON SHEET 36.
 CALLED LT & RT PER DETAIL ON SHEET 36.

