



# PUD/COMMERCIAL APPLICATION IMPACTS TO FIRE RESCUE SERVICES

CORTA COMMONS/8410-8440 SW HWY 200/ PARCEL # 16 PARCELS INCLUDED IN PUD



## CORTA Commons 8410-8440 SW hwy 200, Ocala, FL 34482



- The request is to modify an 8.76-acre parcel. The master plan as provided, adds in commercial space as well as maximum 30 proposed multi-family residential units.



## Common Definitions Used By Fire Rescue

- ISO- The ISO (Insurance Services Office) rating is a crucial assessment for fire departments in the United States, directly influencing both the department's operations and the community it serves.
  - The ISO's Public Protection Classification (PPC) program evaluates a fire department's ability to protect its community from fire-related incidents and assigns a rating that can affect property insurance rates for homes and businesses within the department's jurisdiction.
  - MCFR has a ISO rating of 2/2Y
- NFPA-The National Fire Protection Association (NFPA) is a global nonprofit organization devoted to eliminating death, injury, property, and economic loss due to fire, electrical, and related hazards.
  - Founded in 1896, the NFPA develops and publishes more than 300 codes and standards that are designed to minimize the risk and effects of fire and other hazards.

## Common Definitions Used By Fire Rescue

- Workload- Workload is the first factor for consideration. The measure of how much work an individual unit incurs could be as simple as a sum of incidents within a given period of time, such as a year.
  - However, incident duration can vary significantly from minutes to hours and thus this method does not provide the best measure of workload.
  - A more accurate method—while still not a perfect measure—is to consider the amount of time to which a unit is assigned and compare that to the amount of time the unit is in service, a measure referred to as unit hour utilization.
  - The imperfection of this measure is that it does not capture other on-duty activities such as training, station maintenance, apparatus maintenance, hydrant testing, hose testing, pre-incident planning, public education events, etc.



## Common Definitions Used By Fire Rescue

- Resource Reliability- refers to the number of incidents occurring simultaneously within the service area.
  - As the number of simultaneous incidents increases, the ability to respond to additional calls for service decreases.
  - Displayed in percentage of occurrence.

Level of concern for reliability	Percentage
Low	0-10%
Moderate	11-20%
High	21-30% or More

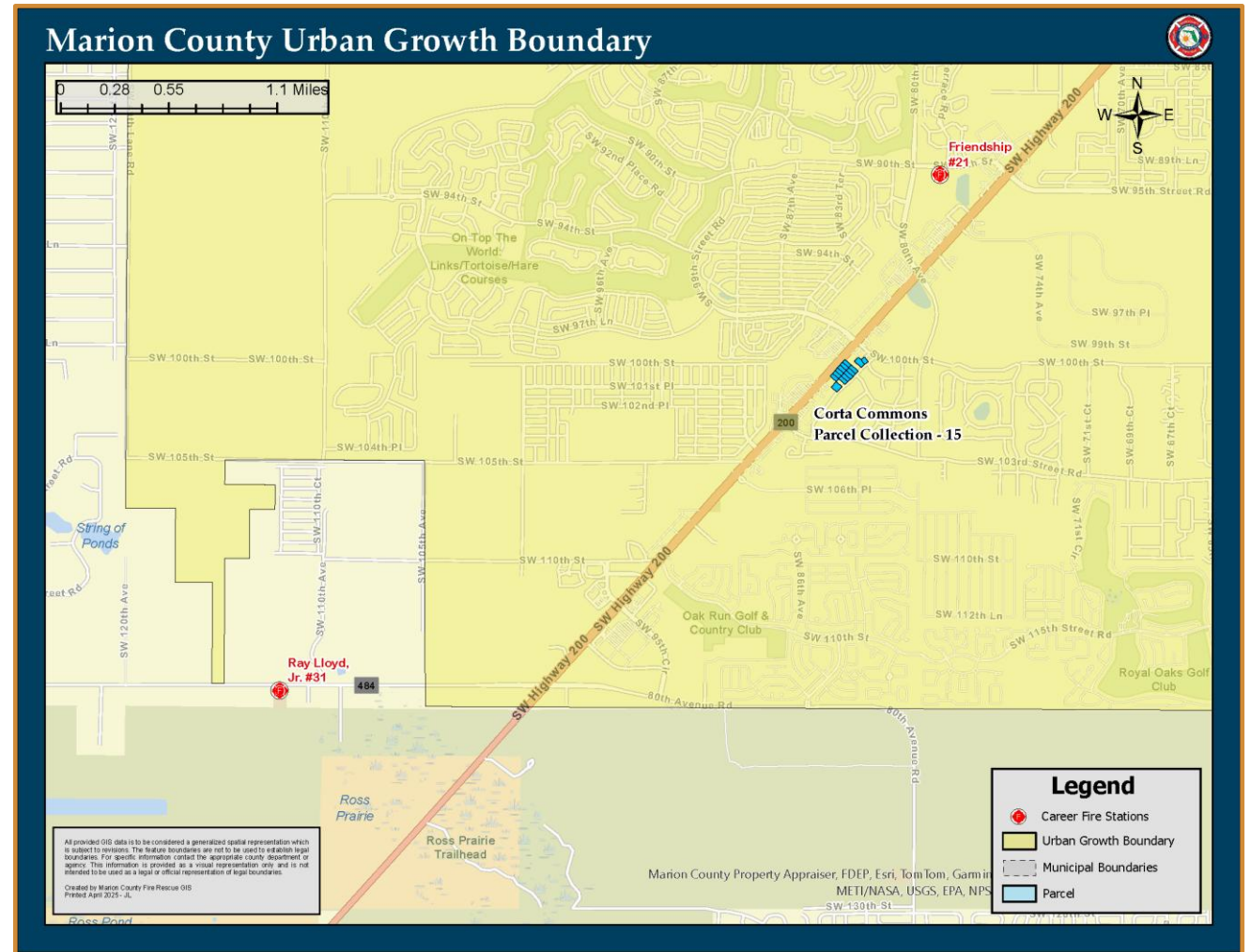


# Common Standards Governing Fire Rescue

- NFPA 1061: Standard for Public Safety Telecommunications Personnel Professional Standards Qualifications
- NFPA 1201: Standard for Providing Fire and Emergency Services to the Public
- NFPA 1225, Standard for Emergency Services Communications
- NFPA 1660: Standard for Emergency, Continuity, and Crisis Management: Preparedness, Response, and Recovery
- NFPA 1620: Standard for Pre-Incident Planning
- NFPA 1710, Standard for the Organization and Deployment of Fire Suppression Operations, Emergency Medical Operations, and Special Operations to the Public by Career Fire Departments.
- NFPA 1720, Standard for the Organization and Deployment of Fire Suppression Operations, Emergency Medical Operations, and Special Operations to the Public by Volunteer Fire Departments.

# URBAN GROWTH BOUNDARY

THE PARCEL IS INSIDE THE URBAN  
GROWTH BOUNDARY AND IS  
LOCATED IN COMMISSION  
DISTRICT 2.



# CLOSEST FIRE STATION LOCATIONS

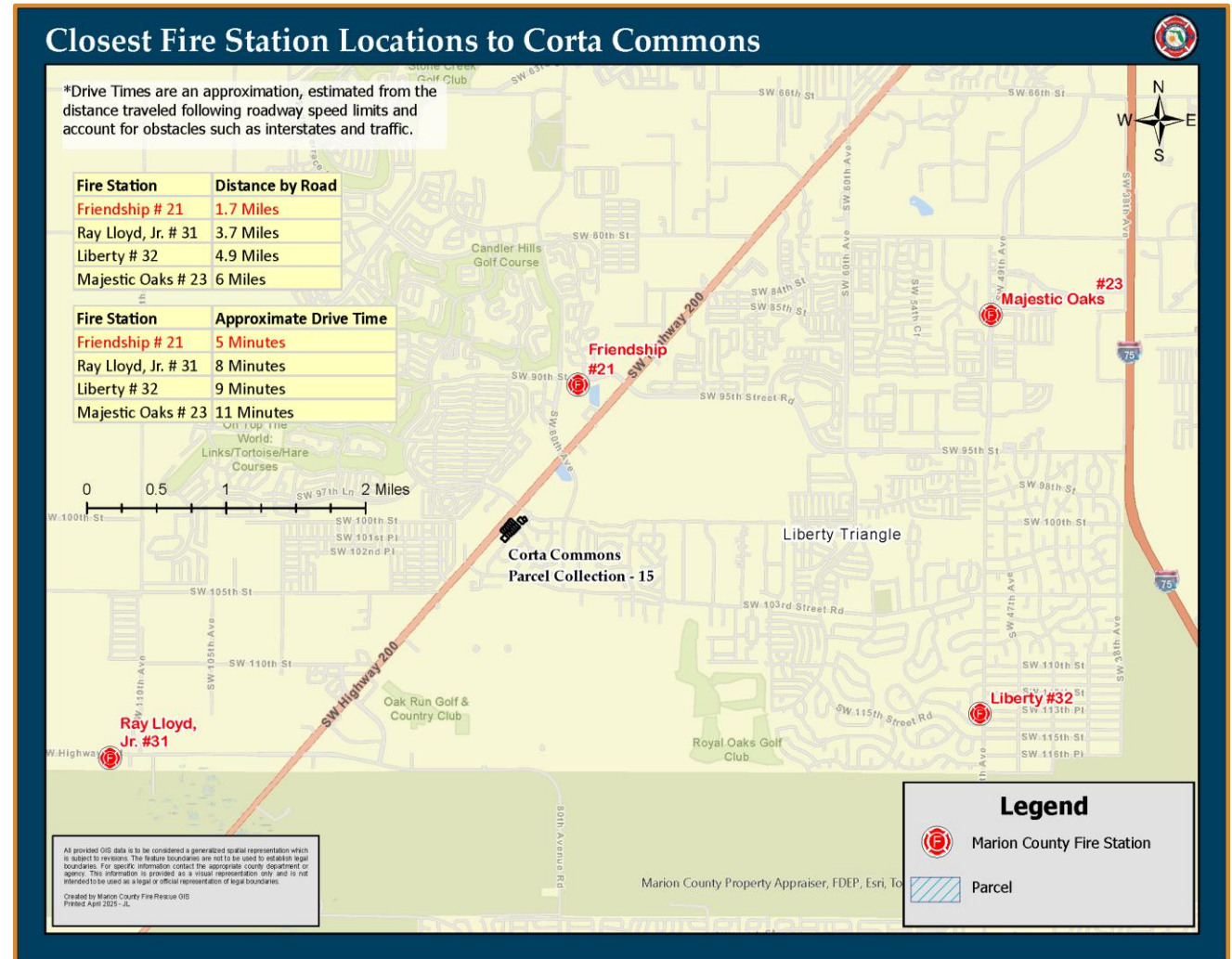
THE FOLLOWING FIRE STATIONS ARE LOCATED NEAR THE PARCEL FOR CONSIDERATION:

FIRE STATION 21, 1.7 ROAD MILES

FIRE STATION 31, 3.7 ROAD MILES

FIRE STATION 32, 4.9 ROAD MILES

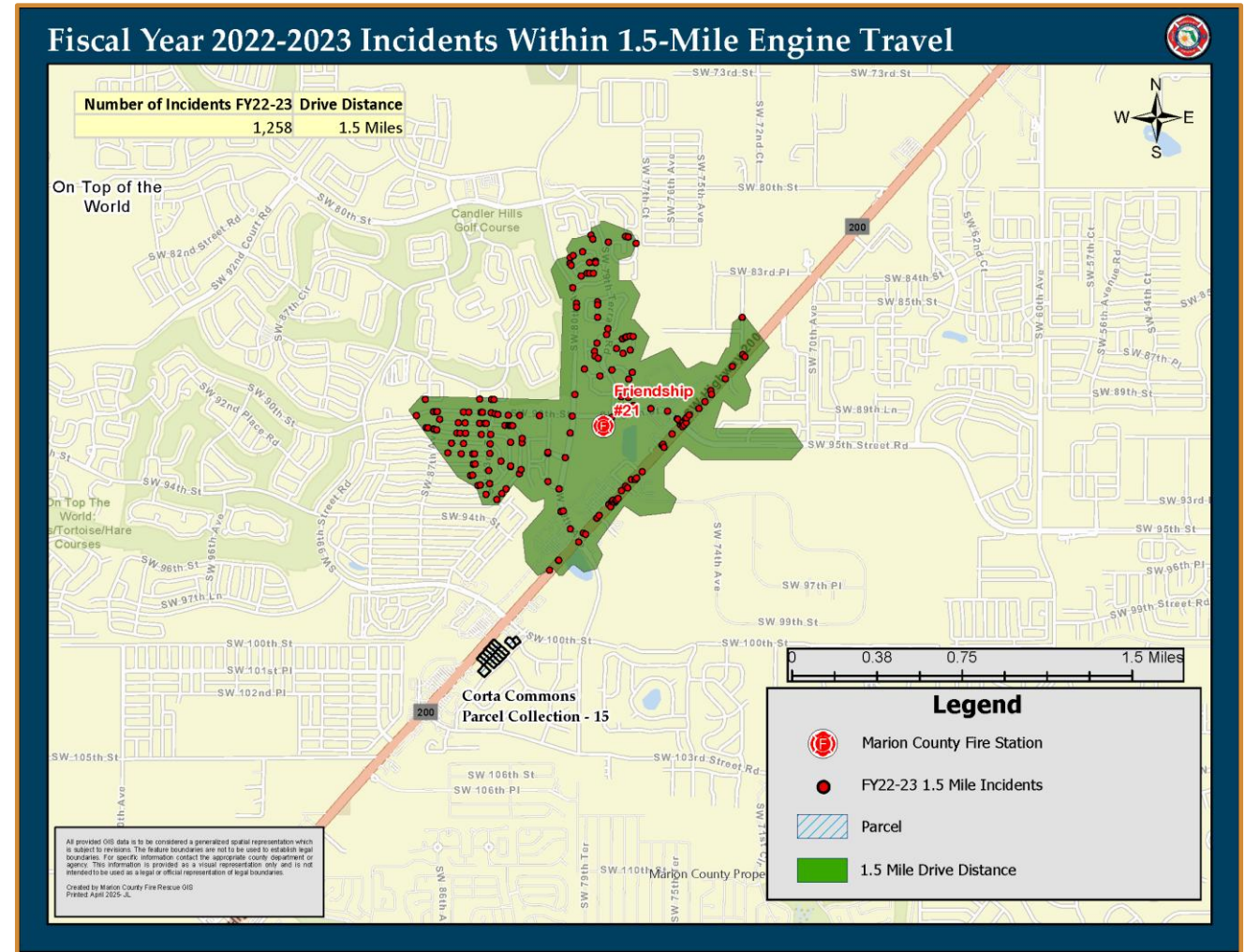
FIRE STATION 23, 6 ROAD MILES





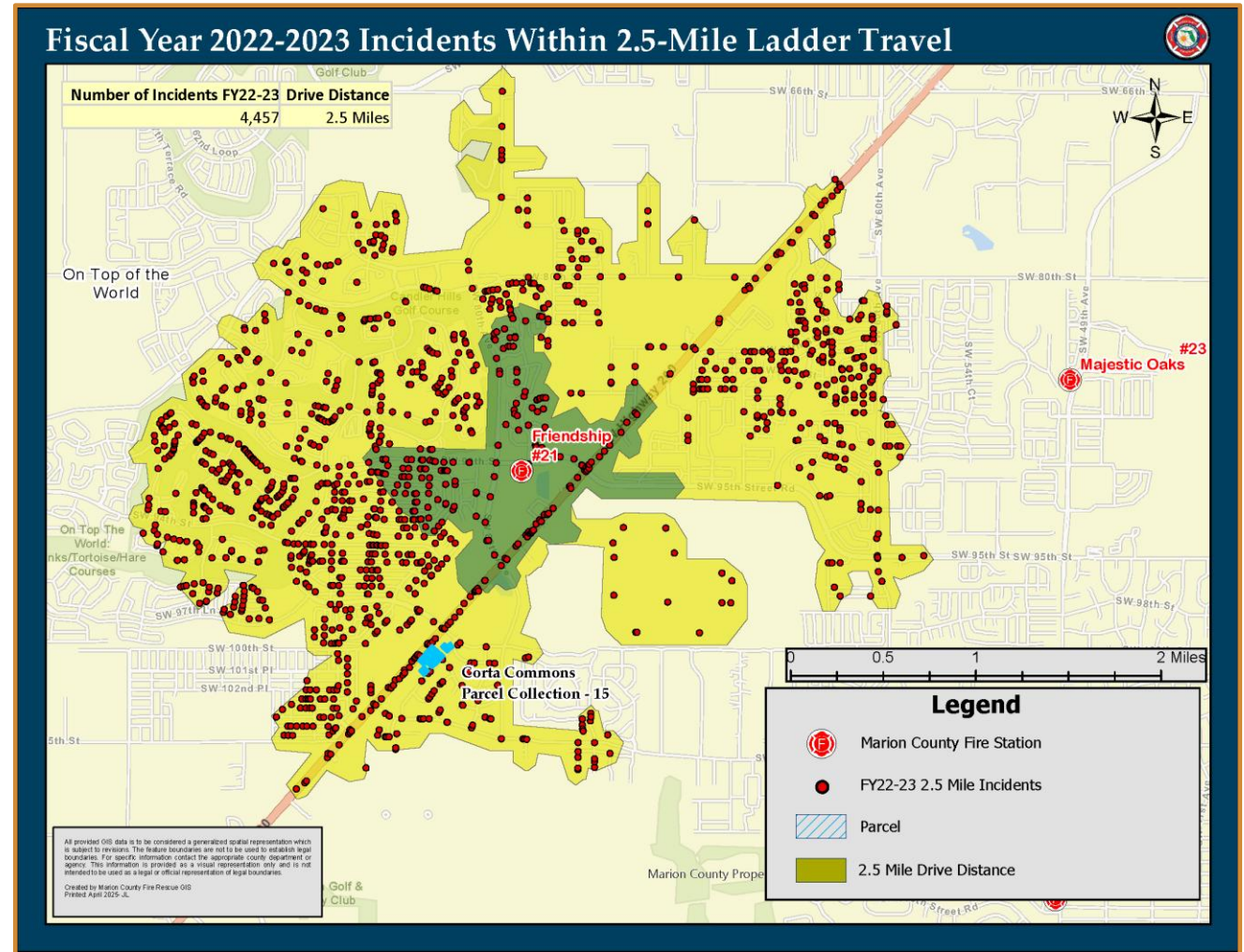
# FY 23/24 INCIDENTS WITHIN 1.5-MILE ENGINE TRAVEL

THERE WERE 1,258 CALLS FOR SERVICE WITHIN THE 1.5 MILE ENGINE TRAVEL FOR FIRE STATION 21.



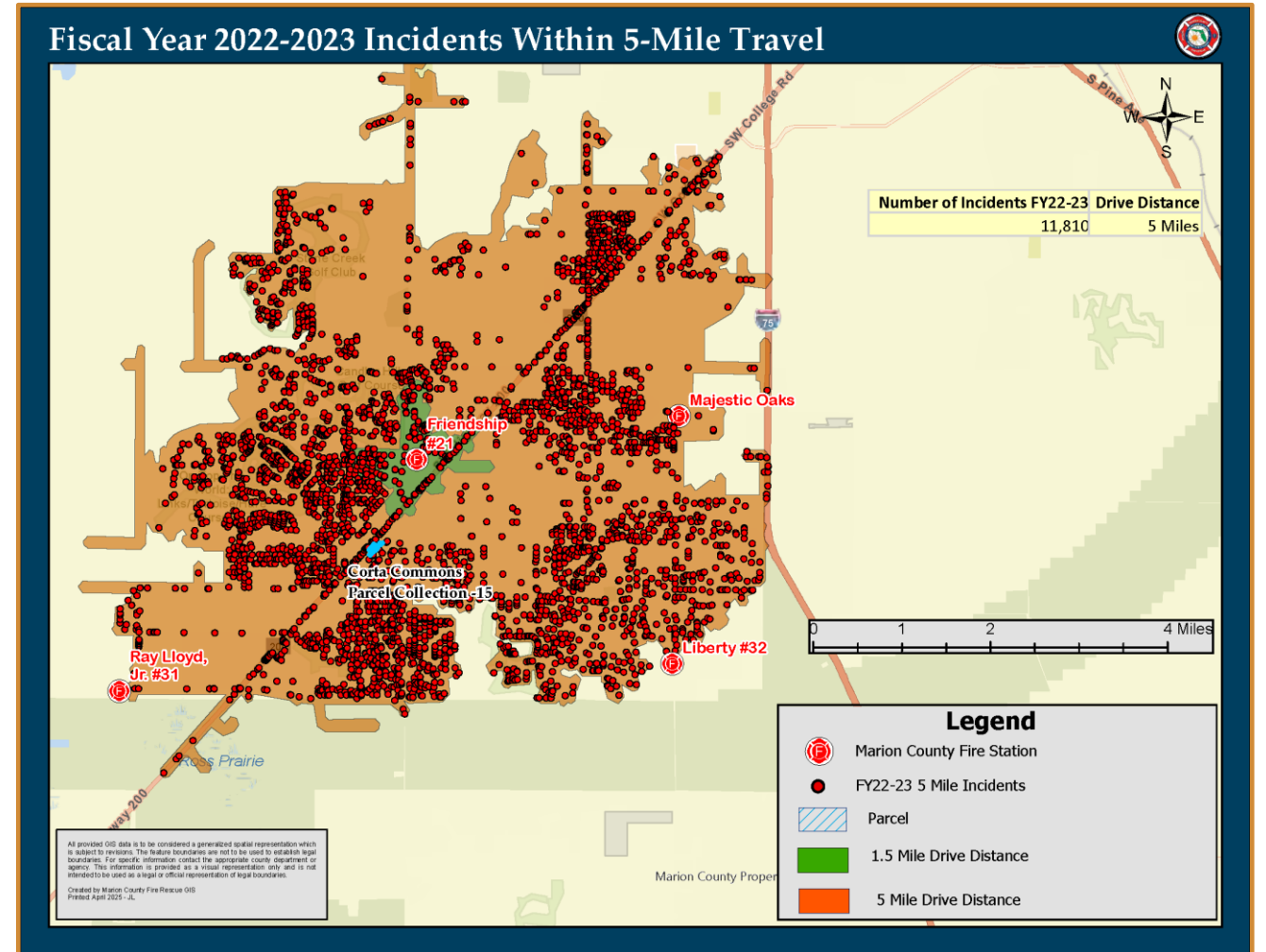
# FY 22/23 INCIDENTS WITHIN 2.5-MILE LADDER TRAVEL

THERE WERE 4,457 CALLS FOR SERVICE WITHIN THE 2.5 MILE LADDER TRAVEL FOR FIRE STATION 21.



# FY 22/23 INCIDENTS WITHIN 5-MILE TRAVEL

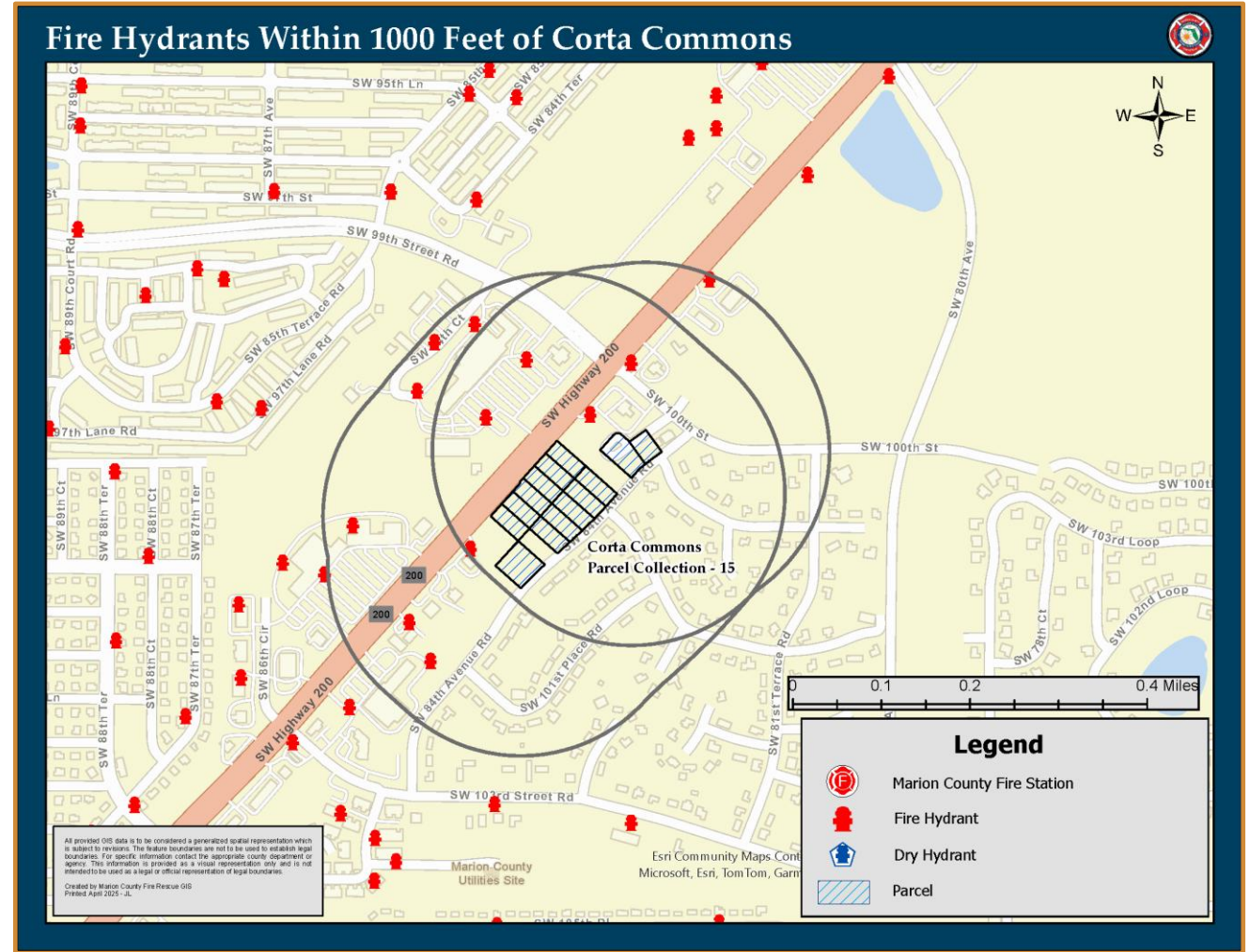
THERE WERE 11,810 CALLS FOR  
SERVICE WITHIN THE 5 MILE TRAVEL  
FOR FIRE STATION 21.





# FIRE HYDRANTS WITHIN 1000 FEET

THIS PARCEL IS WITHIN 1,000 FEET OF  
12 FIRE HYDRANTS AND 0 DRY  
HYDRANT.







## Closest Fire Suppression Response

- Station 21 (Friendship)
  - 5-minute travel time
  - Low incident reliability concern per non-transport unit at .69% in FY22/23
  - 2,111 incidents/unit (Above Trigger Point)
- Station 31 (Ray Lloyd, Jr.)
  - 8-minute travel time
  - Low incident reliability concern per non-transport unit at 5.48% in FY22/23
  - 1,538 incidents/unit (Below Trigger Point)
- Station 32 (Liberty)
  - 9-minute travel time
  - Low incident reliability concern per non-transport unit at 6.29% in FY22/23
  - 2,162 incidents/unit (Above Trigger Point)
- Station 23 (Majestic Oaks)
  - 11-minute travel time
  - Low incident reliability concern per non-transport unit at 3.03% in FY22/23
  - 892 incidents/unit (Below Trigger Point)

*Note: non-transport units with greater than 2,000 incidents is measure to consider adding additional resources.*



## Closest Ambulance Response

- Station 21 (Friendship)
  - 5-minute travel time
  - High incident reliability concern per non-transport unit at 30.43% in FY22/23
  - 2,111 incidents/unit (Below Trigger Point)
  - 3 Rescue Units
- Station 31 (Ray Lloyd, Jr.)
  - 8-minute travel time
  - Low incident reliability concern per non-transport unit at 3.61% in FY22/23
  - 1,538 incidents/unit (Below Trigger Point)
  - 2 Rescue Units
- Station 32 (Liberty)
  - 9-minute travel time
  - Moderate incident reliability concern per non-transport unit at 19.9% in FY23/24
  - 2,162 incidents/unit (Below Trigger Point)
  - 1 Rescue Unit

*Note: transport units with greater than 2,500 incidents is measure to consider adding additional resources.*



## Current Status of Fire Rescue Service in the Area.



- There are no additional budgeted units for this area to date.





## Recommendations from Fire Rescue

- If approved, additional resources are warranted to handle increased demand from the proposed parcel.
  - The suppression units from two of the four closest fire stations are above the adopted capacity limits currently and additional growth will exacerbate these numbers.
  - Currently, the transport units at the three nearest fire stations are operating within the adopted capacity thresholds; however, continued growth in the area is expected to strain these resources and push utilization beyond acceptable limits.
  - Additional Suppression unit is warranted.



# Recommendations from Fire Rescue- Suppression Unit

## Engine/Ladder/Heavy Rescue Costs

	Lieutenant/PM	Driver/PM	EMT	Relief Factor (1.17)	Total Per Shift	Total Per Unit
Average Hourly Rate	\$27.45	\$24.00	\$15.25		N/A	N/A
Stipend	\$0.00	\$0.00	\$0.00		N/A	N/A
Total Hourly Rate	\$27.45	\$24.00	\$15.25		N/A	N/A
Regular Salary/Wages (2,756 hours)	\$75,652.20	\$66,144.00	\$42,029.00	\$31,250.28	\$215,075.48	\$645,226.45
Built-in Overtime (173)	\$7,123.28	\$6,228.00	\$3,957.38	\$2,942.47	\$20,251.12	\$60,753.36
Additional Overtime (150)	\$6,176.25	\$5,400.00	\$3,431.25	\$2,551.28	\$17,558.78	\$52,676.33
Subtotal	\$88,951.73	\$77,772.00	\$49,417.63	\$36,744.03	\$252,885.38	\$758,656.14
FICA Taxes (0.062)	\$5,515.01	\$4,821.86	\$3,063.89	\$2,278.13	\$15,678.89	\$47,036.68
Medicare (0.0145)	\$1,289.80	\$1,127.69	\$716.56	\$532.79	\$3,666.84	\$11,000.51
Retirement Contributions (0.25898)	\$23,036.72	\$20,141.39	\$12,798.18	\$9,515.97	\$65,492.26	\$196,476.77
Worker's Compensation (0.02951)	\$2,624.97	\$2,295.05	\$1,458.31	\$1,084.32	\$7,462.65	\$22,387.94
Health Insurance	\$11,896.00	\$11,896.00	\$11,896.00	\$6,066.96	\$41,754.96	\$125,264.88
Life, AD&D, LTD (0.006741)	\$599.62	\$524.26	\$333.12	\$247.69	\$1,704.70	\$5,114.10
Total	\$133,913.84	\$118,578.26	\$79,683.69	\$56,469.88	\$388,645.67	\$1,165,937.02

## Engine (As Equipped)

Vehicle	Cost	Expected Life Cycle
Truck	\$ 705,000	10-12 years
Equipment	Cost	Expected Life Cycle
Truck Radio	\$ 9,000	10 years
Portable Radio (4)	\$ 40,000	10 years
Setcom Intercom/Radio Set	\$ 2,500	
Onboard Mobile Gateway	\$ 2,000	10 years
Ruggedized Tablet MDT mount included docking station and pole	\$ 2,355	5 years
Self Contained Breathing Apparatus (4)	\$ 40,000	10 years
SCBA bottle 4500psi (8)	\$ 12,000	10 years
Powered Extrication Equipment (1 set)	\$ 30,000	10 years
Positive Pressure Fan 20"	\$ 4,000	
Thermal Imager Monitor Bullard T3	\$ 10,000	
K-12 950's	\$ 1,700	
Chainsaw	\$ 500	
Nozzles	\$ 7,000	
Fire Hose	\$ 15,000	
Miscellaneous Fire Equipment and Supplies	\$ 7,000	
Cardiac Monitor	\$ 31,000	10 years
Miscellaneous Medical Equipment and Supplies	\$ 8,000	
Subtotal Equipment	\$ 222,055	
Total	\$ 927,055	Revised 2/1/23



# Recommendations from Fire Rescue- Transport Unit

## Dual-Certified Rescue Costs

	PM	EMT	Relief Factor (1.17)	Total Per Shift	Total Per Unit
Base Hourly Rate	\$18.25	\$15.25		N/A	N/A
Stipend	\$2.00	\$0.75		N/A	N/A
Total Hourly Rate	\$20.25	\$16.00		N/A	N/A
Regular Salary/Wages (2,756 hours)	\$55,809.00	\$44,096.00	\$16,983.85	\$116,888.85	\$350,666.55
Built-in Overtime (173)	\$5,254.88	\$4,152.00	\$1,599.17	\$11,006.04	\$33,018.13
Additional Overtime (150)	\$4,556.25	\$3,600.00	\$1,386.56	\$9,542.81	\$28,628.44
Subtotal	\$65,620.13	\$51,848.00	\$19,969.58	\$137,437.71	\$412,313.12
FICA Taxes (0.062)	\$4,068.45	\$3,214.58	\$1,238.11	\$8,521.14	\$25,563.41
Medicare (0.0145)	\$951.49	\$751.80	\$289.56	\$1,992.85	\$5,978.54
Retirement Contributions (0.25898)	\$16,994.30	\$13,427.60	\$5,171.72	\$35,593.62	\$106,780.85
Worker's Compensation (0.02951)	\$1,936.45	\$1,530.03	\$589.30	\$4,055.79	\$12,167.36
Health Insurance	\$11,856.00	\$11,856.00	\$4,031.04	\$27,743.04	\$83,229.12
Life, AD&D, LTD (0.006741)	\$442.35	\$349.51	\$134.61	\$926.47	\$2,779.40
Total	\$101,869.16	\$82,977.51	\$31,423.93	\$216,270.60	\$648,811.81

## Fire-Based Ambulance (As Equipped)

Vehicle	Cost	Expected Life Cycle
Truck With PowerLoad System	\$ 344,000	6 years
Equipment	Cost	Expected Life Cycle
Truck Radio	\$ 9,000	10 years
Portable Radio (2)	\$ 20,000	10 years
Onboard Mobile Gateway	\$ 2,000	10 years
Ruggedized Tablet MDT mount included docking station and pole	\$ 2,355	5 years
Ruggedized Tablet PCR	\$ 2,000	5 years
Self Contained Breathing Apparatus (2)	\$ 20,000	10 years
SCBA bottle 4500psi (4)	\$ 6,000	10 years
Battery Powered Saw	\$ 1,000	
Miscellaneous Fire Equipment and Supplies	\$ 7,000	
Cardiac Monitor	\$ 31,000	10 years
Chest Compression System	\$ 15,000	8 years
Stair Chair	\$ 4,000	10 years
Autovent	\$ 4,000	10 years
Miscellaneous Medical Equipment and Supplies	\$ 15,000	
Lucas		
Stretcher	\$ 25,000	10 years
Subtotal Equipment	\$ 129,355	
Total	\$ 473,355	Revised 2/1/23



# QUESTIONS?