



PUD/RESIDENTIAL APPLICATION IMPACTS TO FIRE RESCUE SERVICES

PICADILLY SQUARE

PARCELS # 47667-004-00, 47667-005-02, 47667-003-01, 47667-006-00



Picadilly Square



- The request is to modify a 90.69 -acre parcel. The concept plan as provided, allows for a total number of 300 single family residential units with amenities and will be taking place on the portion of the parcel that carries a High Residential (HR) land use designation.

Common Definitions Used By Fire Rescue



- ISO- The ISO (Insurance Services Office) rating is a crucial assessment for fire departments in the United States, directly influencing both the department's operations and the community it serves.
 - The ISO's Public Protection Classification (PPC) program evaluates a fire department's ability to protect its community from fire-related incidents and assigns a rating that can affect property insurance rates for homes and businesses within the department's jurisdiction.
 - MCFR has an ISO rating of 2/2Y
- NFPA-The National Fire Protection Association (NFPA) is a global nonprofit organization devoted to eliminating death, injury, property, and economic loss due to fire, electrical, and related hazards.
 - Founded in 1896, the NFPA develops and publishes more than 300 codes and standards that are designed to minimize the risk and effects of fire and other hazards.



Common Definitions Used By Fire Rescue

- Response Availability – indicates how often multiple emergency calls occur at the same time within our service area. As the number of overlapping incidents increases, our ability to respond to new calls is reduced.
- This is expressed as a percentage:

Percentage	Service Demand
0–10% (Green)	Normal Operations – calls are handled promptly.
11–20% (Yellow)	Increased Demand – response may be delayed during busy periods.
21–30% or higher (Red)	High Demand – staffing and resources may not keep pace with call volume.



Common Definitions Used By Fire Rescue

- Workload – Workload is a critical factor in evaluating unit performance and operational demands. While it can be measured by simply counting the number of incidents a unit handles over a period, this approach doesn't reflect the complexity or duration of each call.
- A more meaningful assessment considers how often calls for service overlap, placing simultaneous demands on available units. Overlapping incidents can stretch resources thin, reduce response availability, and increase reliance on neighboring units. This measure provides a clearer view of the actual strain on personnel and apparatus, especially during periods of high call volume.
- It's important to note that workload assessments based solely on incident volume do not capture the full scope of a unit's responsibilities, such as training, equipment maintenance, pre-incident planning, and community outreach.

Common Standards Governing Fire Rescue

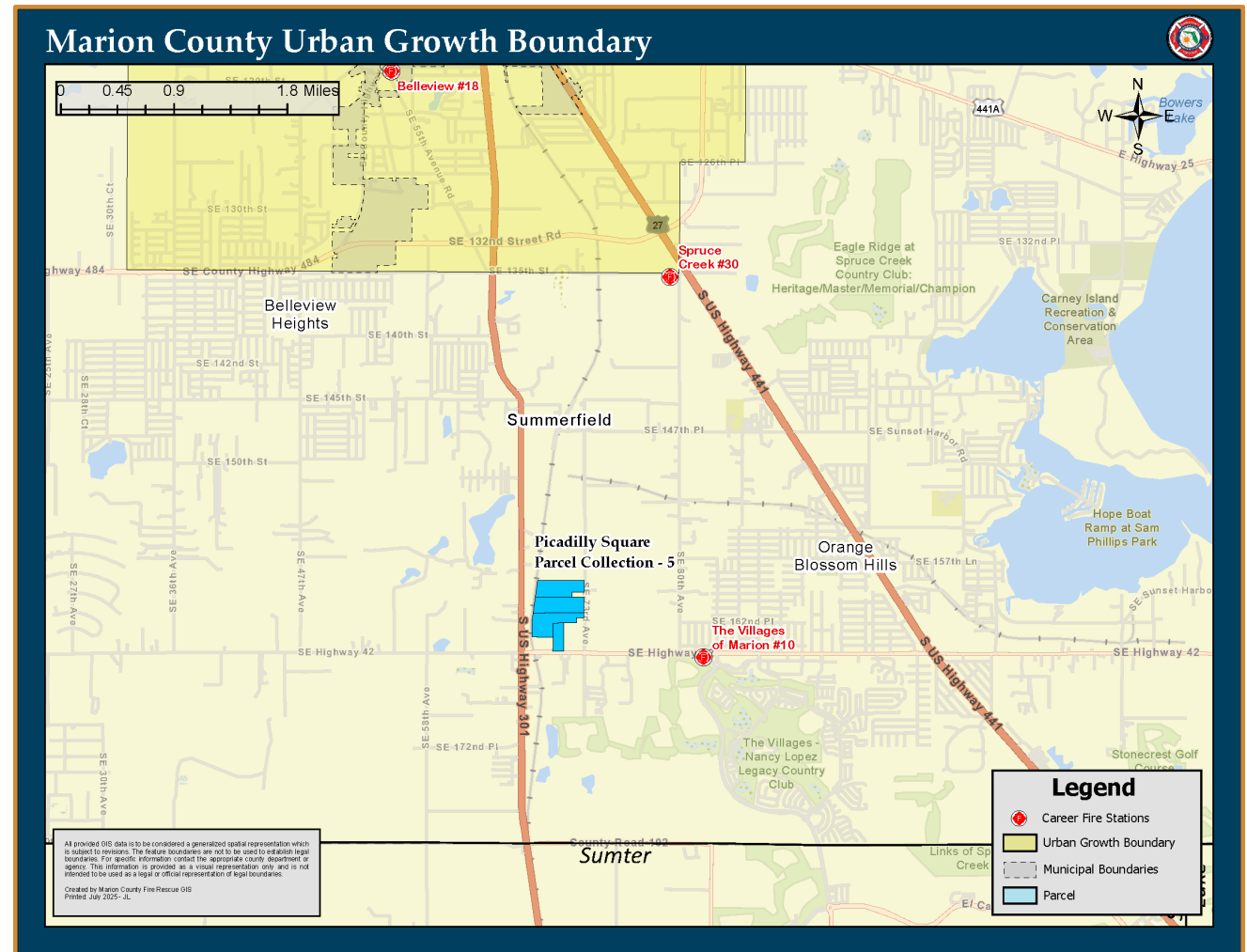


- NFPA 1061: Standard for Public Safety Telecommunications Personnel Professional Standards Qualifications
- NFPA 1201: Standard for Providing Fire and Emergency Services to the Public
- NFPA 1225, Standard for Emergency Services Communications
- NFPA 1660: Standard for Emergency, Continuity, and Crisis Management: Preparedness, Response, and Recovery
- NFPA 1620: Standard for Pre-Incident Planning
- NFPA 1710, Standard for the Organization and Deployment of Fire Suppression Operations, Emergency Medical Operations, and Special Operations to the Public by Career Fire Departments.
- NFPA 1720, Standard for the Organization and Deployment of Fire Suppression Operations, Emergency Medical Operations, and Special Operations to the Public by Volunteer Fire Departments.

URBAN GROWTH BOUNDARY

THE PARCEL IS OUTSIDE THE URBAN
GROWTH BOUNDARY.

THIS PARCEL IS IN COMMISSION
DISTRICT 3



CLOSEST FIRE/EMS STATION LOCATIONS

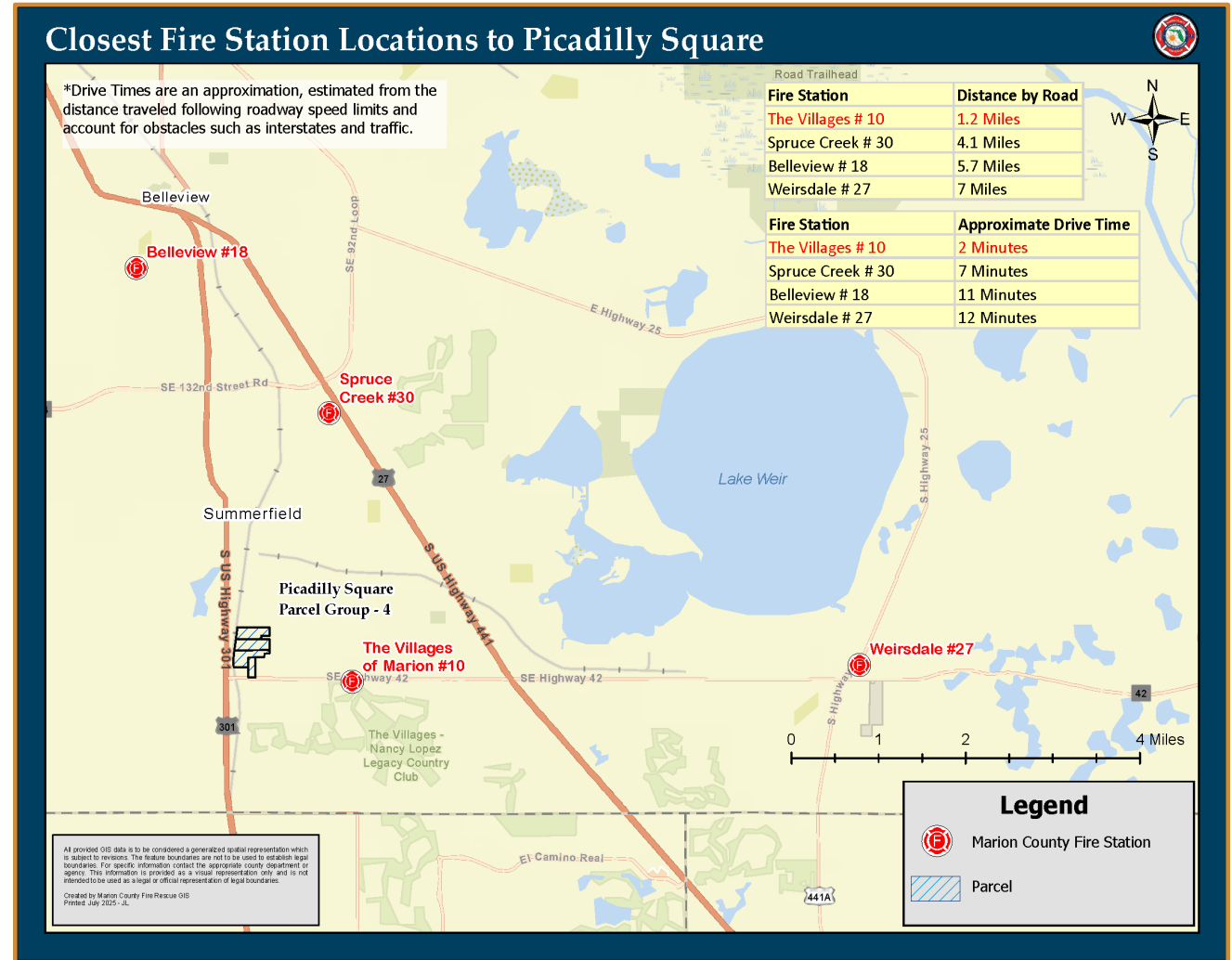
THE FOLLOWING STATIONS ARE WITHIN 5 MILES OF THE PARCEL:

FIRE STATION 10, 1.2 ROAD MILES

FIRE STATION 30, 4.1 ROAD MILES

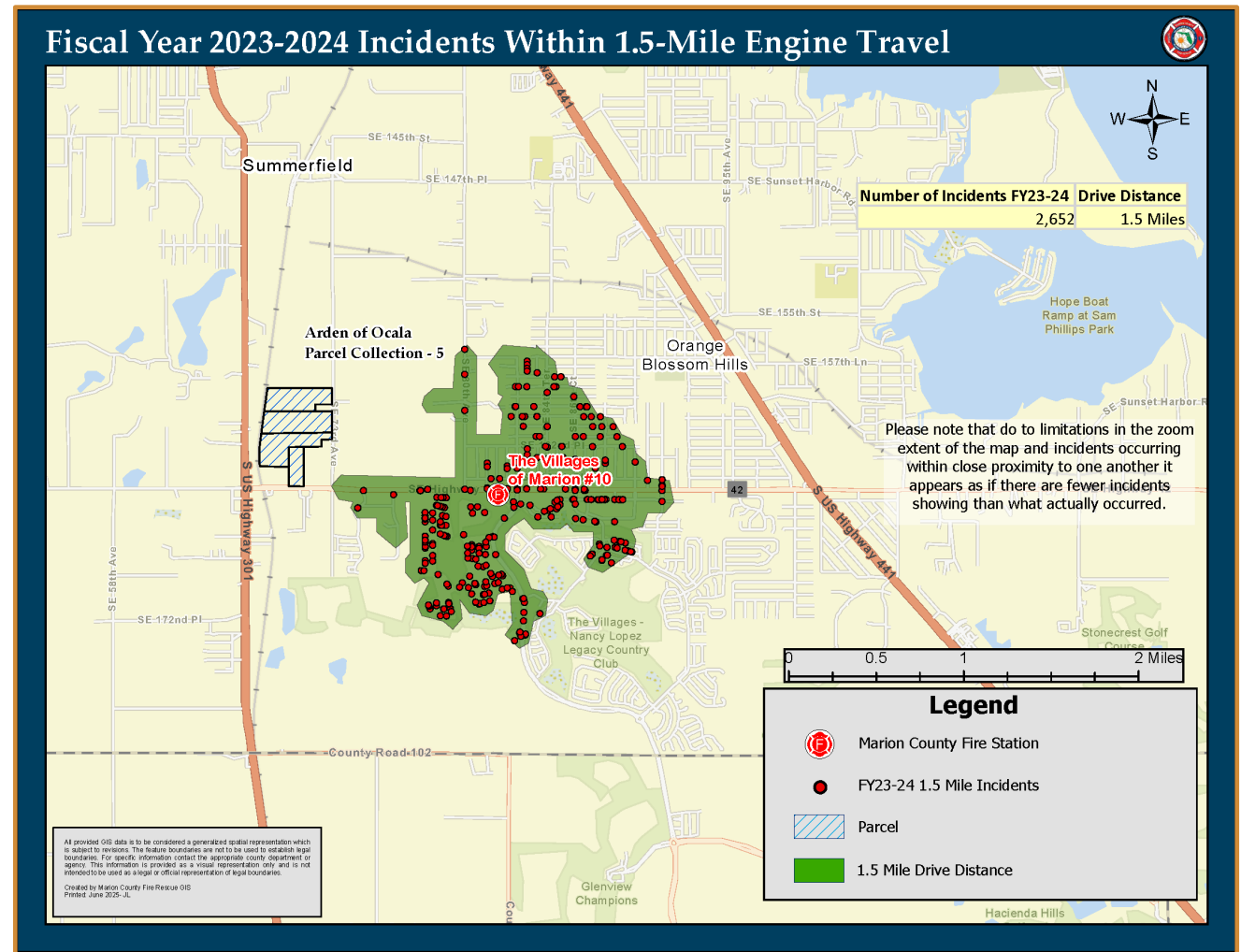
FIRE STATION 18, 5.7 ROAD MILES

FIRE STATION 27, 7.0 ROAD MILES



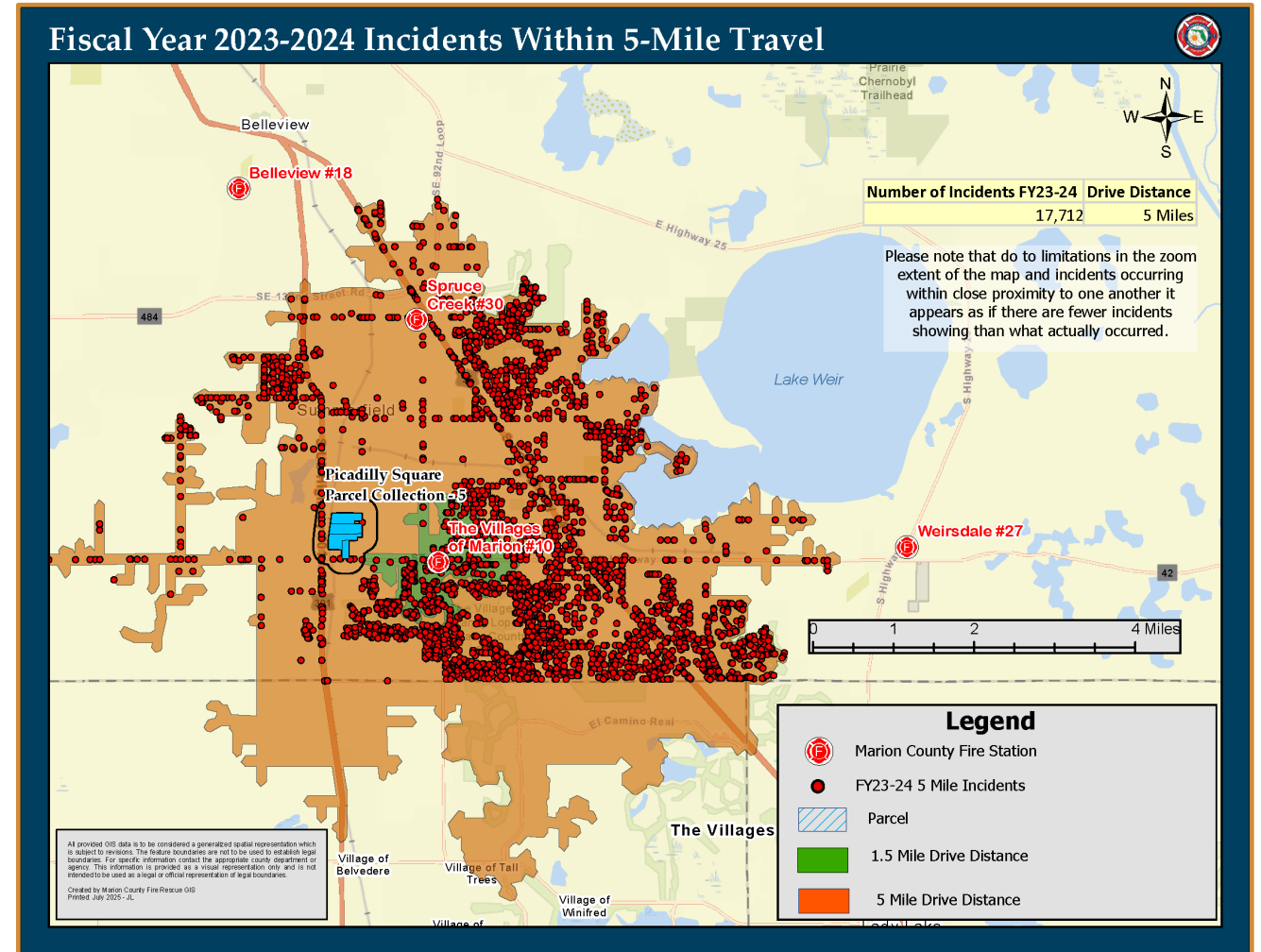
FY23/24 INCIDENTS WITHIN 1.5-MILE ENGINE TRAVEL

THERE WERE 2,652 CALLS FOR SERVICE WITHIN THE 1.5 MILE ENGINE TRAVEL FOR FIRE STATION 10.



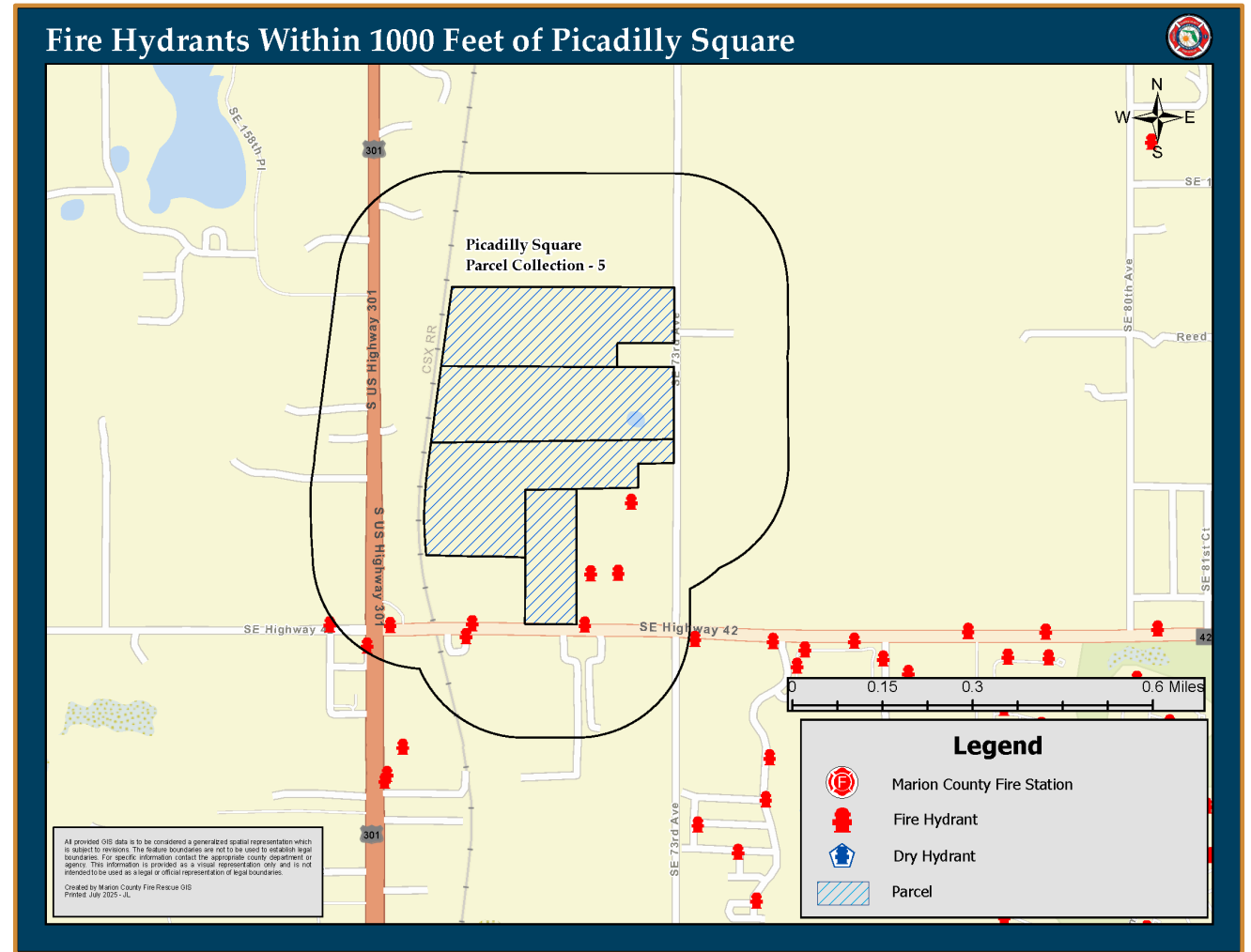
FY23/24 INCIDENTS WITHIN 5-MILE TRAVEL

THERE WERE 17,712 CALLS FOR
SERVICE WITHIN THE 5 MILE TRAVEL
FOR FIRE STATION 10.



FIRE HYDRANTS WITHIN 1000 FEET

THIS PARCEL IS WITHIN 1,000 FEET OF
8 FIRE HYDRANTS AND 0 DRY
HYDRANT.



Closest Fire Suppression Response



- Station 10 (The Villages)
 - 2-minute travel time
 - Overlapping Incidents: FY23/24 suppression unit overlap rate: 5.17% – (Green)
 - 3,696 incidents/unit (Above Trigger Point)
- Station 30 (Spruce Creek)
 - 7-minute travel time
 - Overlapping Incidents: FY23/24 suppression unit overlap rate: 6.01% – (Green)
 - 3,527 incidents/unit (Above Trigger Point)
- Station 18 (Bellevue)
 - 11-minute travel time
 - Overlapping Incidents: FY23/24 suppression unit overlap rate: 6.08% – (Green)
 - 4,145 incidents/unit (Above Trigger Point) One engine and one tower assigned to Station 18
- Station 27 (Weirsdale)
 - 12-minute travel time
 - Overlapping Incidents: FY23/24 suppression unit overlap rate: 4.12% – (Green)
 - 1,704 incidents/unit

Note: non-transport units with greater than 2,000 incidents is measure to consider adding additional resources.

Call volumes for stations with multiple units are presented as the average per unit.

Closest Ambulance Response



- Station 10 (The Villages)
 - 2-minute travel time
 - Overlapping Incidents: FY23/24 transport unit overlap rate: 7.34% – (Green)
 - 3,763 incidents/unit (Above Trigger Point)
2 transport units
- Station 30 (Spruce Creek)
 - 7-minute travel time
 - Overlapping Incidents: FY23/24 transport unit overlap rate: 1.69% – (Green)
 - 2,976 incidents/unit (Above Trigger Point)
2 transport units
- Station 18 (Bellevue)
 - 11-minute travel time
 - Overlapping Incidents: FY23/24 transport unit overlap rate: 4.57% – (Green)
 - 2,748 incidents/unit (Above Trigger Point)
2 transport units
- Station 27 (Weirsdale)
 - 12-minute travel time
 - Overlapping Incidents: FY23/24 transport unit overlap rate: 22.91% – (Red)
 - 2,342 incidents/unit

Note: transport units with greater than 2,500 incidents is measure to consider adding additional resources.

Call volumes for stations with multiple units are presented as the average per unit.

THERE WERE 2 OTHER DEVELOPMENTS CONSIDERING FIRE RESCUE SERVICE LEVELS IN ADDITION TO THIS REQUEST.

Empowering Marion for Success



Recommendations from Fire Rescue



- If approved, additional resources are warranted to handle increased demand from the proposed parcel.
 - The transport unit from three of the four closest fire stations are above the adopted capacity limits currently and additional growth will exacerbate these numbers.
 - Additional Transport Unit is warranted.



QUESTIONS?