



MARION COUNTY

SHERIFF'S OFFICE

May 4, 2026

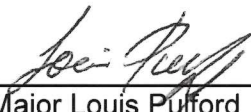
Growth Services
2710 E Silver Springs Blvd
Ocala, FL 34470

To Whom It May Concern,

The Woodridge Place development will potentially bring in 626 new residents. The Marion County Sheriff's Office could absorb the calls created by those residents alone, but if there is other development in the area additional staffing would be necessary to cover those needs.

Sincerely,

WILLIAM WOODS, SHERIFF

By: 
Major Louis Pufford
Law Enforcement Bureau

Billy Woods, Sheriff



Marion
County
FLORIDA

PUD/RESIDENTIAL APPLICATION IMPACTS TO FIRE RESCUE SERVICES

WOODRIDGE PLACE

PARCELS # 14973-000-00, 14971-001-00



Woodridge Place



- **Parcel Specifics** – Parcels # 14973-000-00, 14971-001-00
- **Parcel ID:** 14973-000-00, 14971-001-00
- **Acreage:** 80.30 acres
- **Current Future Land Use (FLU):** Single-Family Dwelling (R1)
- **Proposed Future Land Use (FLU):** Planned Unit Development (PUD)
- **Proposed Use:** Proposed 240-Unit Residential Development – not to exceed 321 units
- **Estimated Population Impact:** ~550-730 residents (650 residents based on 2.3 persons/unit, mid-range buildout).
- The analysis shown is **parcel-specific** and applies only to the properties identified in the application.

Common Definitions Used By Fire Rescue



- ISO- The ISO (Insurance Services Office) rating is a crucial assessment for fire departments in the United States, directly influencing both the department's operations and the community it serves.
- The ISO's Public Protection Classification (PPC) program evaluates a fire department's ability to protect its community from fire-related incidents and assigns a rating that can affect property insurance rates for homes and businesses within the department's jurisdiction.
- MCFR has an ISO rating of 2/2Y
- NFPA-The National Fire Protection Association (NFPA) is a global nonprofit organization devoted to eliminating death, injury, property, and economic loss due to fire, electrical, and related hazards.
- Founded in 1896, the NFPA develops and publishes more than 300 codes and standards that are designed to minimize the risk and effects of fire and other hazards.

Common Definitions Used By Fire Rescue



- Response Availability – indicates how often multiple emergency calls occur at the same time within our service area. As the number of overlapping incidents increases, our ability to respond to new calls is reduced.
- This is expressed as a percentage:

Percentage	Service Demand
0–10% (Green)	Normal Operations – calls are handled promptly.
11–20% (Yellow)	Increased Demand – response may be delayed during busy periods.
21–30% or higher (Red)	High Demand – staffing and resources may not keep pace with call volume.

Common Definitions Used By Fire Rescue



- Workload – Workload is a critical factor in evaluating unit performance and operational demands. While it can be measured by simply counting the number of incidents a unit handles over a period, this approach doesn't reflect the complexity or duration of each call.
- A more meaningful assessment considers how often calls for service overlap, placing simultaneous demands on available units. Overlapping incidents can stretch resources thin, reduce response availability, and increase reliance on neighboring units. This measure provides a clearer view of the actual strain on personnel and apparatus, especially during periods of high call volume.
- It's important to note that workload assessments based solely on incident volume do not capture the full scope of a unit's responsibilities, such as training, equipment maintenance, pre-incident planning, and community outreach.

Common Standards Governing Fire Rescue

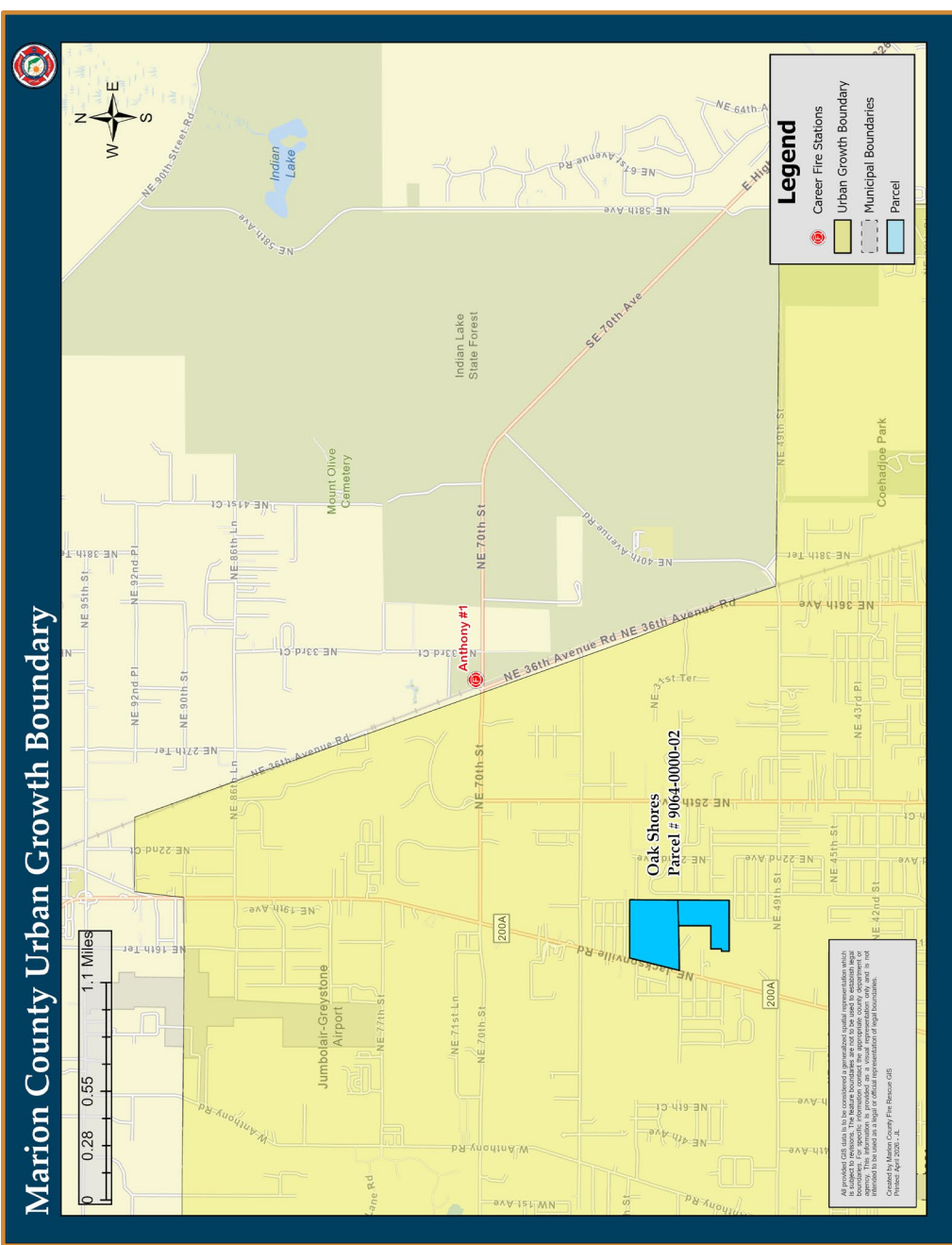


- NFPA 1061: Standard for Public Safety Telecommunications Personnel Professional Standards Qualifications
- NFPA 1201: Standard for Providing Fire and Emergency Services to the Public
- NFPA 1225, Standard for Emergency Services Communications
- NFPA 1660: Standard for Emergency, Continuity, and Crisis Management: Preparedness, Response, and Recovery
- NFPA 1620: Standard for Pre-Incident Planning
- NFPA 1710, Standard for the Organization and Deployment of Fire Suppression Operations, Emergency Medical Operations, and Special Operations to the Public by Career Fire Departments.
- NFPA 1720, Standard for the Organization and Deployment of Fire Suppression Operations, Emergency Medical Operations, and Special Operations to the Public by Volunteer Fire Departments.

URBAN GROWTH BOUNDARY

THE PARCEL IS INSIDE THE URBAN GROWTH BOUNDARY.

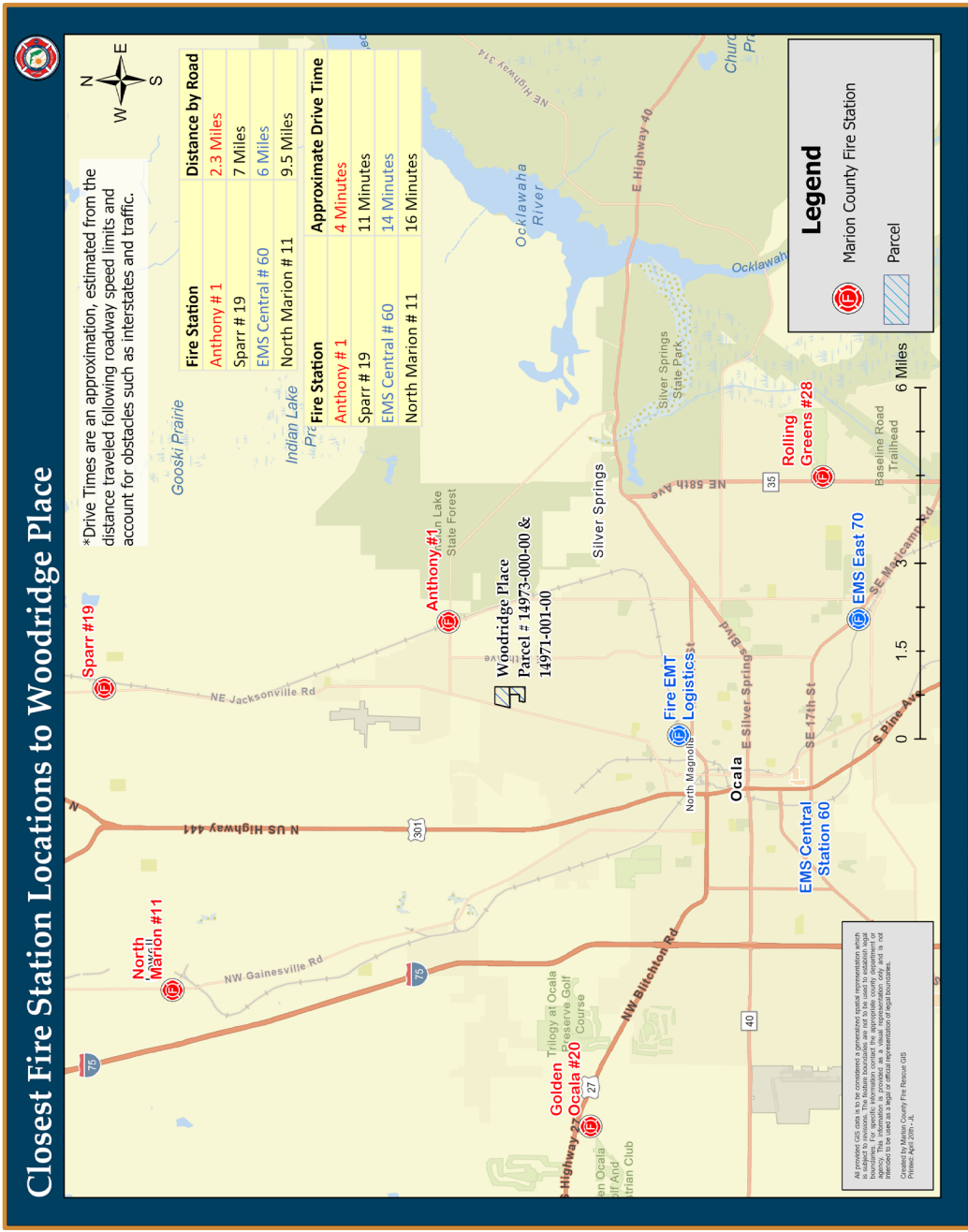
THIS PARCEL IS IN COMMISSION DISTRICT 4



CLOSEST FIRE/EMS STATION LOCATIONS

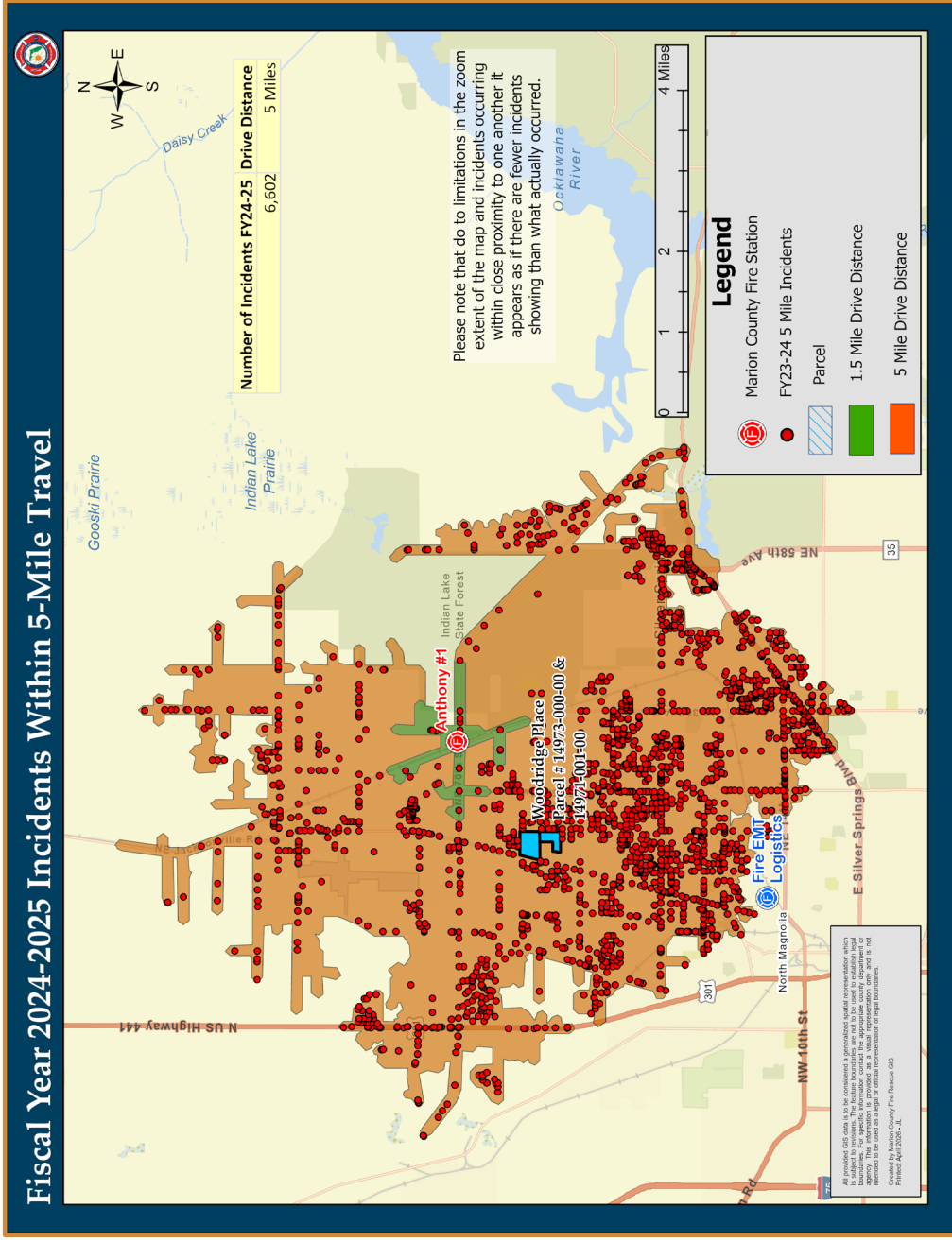
THE FOLLOWING STATIONS ARE WITHIN 5 MILES OF THE PARCEL:

- FIRE STATION 01, 2.3 ROAD MILES
- FIRE STATION 19, 7.0 ROAD MILES
- EMS STATION 60, 6.0 ROAD MILES
- FIRE STATION 11, 9.5 ROAD MILES



FY24/25 INCIDENTS WITHIN 5-MILE TRAVEL

THERE WERE 6,602 CALLS FOR SERVICE WITHIN THE 5 MILE TRAVEL FOR FIRE STATION 1.



Closest Fire Suppression Response



- Station 1 (Anthony)
 - 4-minute travel time
 - Overlapping Incidents: FY23/24 suppression unit overlap rate: 0.57% – (Green)
 - 1,233 incidents/unit
- Station 19 (Sparr)
 - 11-minute travel time
 - Overlapping Incidents: FY23/24 suppression unit overlap rate: 1.79% – (Green)
 - 446 incidents/unit

- Station 11 (Lowell)
 - 16-minute travel time
 - Overlapping Incidents: FY23/24 suppression unit overlap rate: 9.35% – (Green)
 - 1,807 incidents/unit

Note: non-transport units with greater than 2,000 incidents is measure to consider adding additional resources.

Closest Ambulance Response



- Station 1 (Friendship)
 - 4-minute travel time
 - Overlapping Incidents: FY23/24 transport unit overlap rate: 17.34% – (Yellow)
 - 3,615 incidents/unit (Above Trigger Point)(1 Transport Unit)
- Station 19 (Sparr)
 - 11-minute travel time
 - Overlapping Incidents: FY23/24 transport unit overlap rate: 4.80% – (Yellow)
 - 583 incidents/unit (Below Trigger Point)(1 Transport Unit)
- Station 60 (EMS Central)
 - 14-minute travel time
 - Overlapping Incidents: FY23/24 transport unit overlap rate: 0.00% – (Green)
 - 662 incidents/unit (6 Transport Units)

Note: transport units with greater than 2,500 incidents is measure to consider adding additional resources.

OTHER RESIDENTIAL DEVELOPMENTS

THERE WERE 2 OTHER DEVELOPMENTS CONSIDERING FIRE RESCUE SERVICE LEVELS IN ADDITION TO THIS REQUEST.



Current Status of Fire Rescue Service in the Area.



- There is no additional budgeted units for this area to date.

Recommendations from Fire Rescue



- If approved, additional resources are warranted to handle increased demand from the proposed parcel.
- The transport unit from one of the three closest fire stations are above the adopted capacity limits currently and additional growth will exacerbate these numbers.



QUESTIONS?